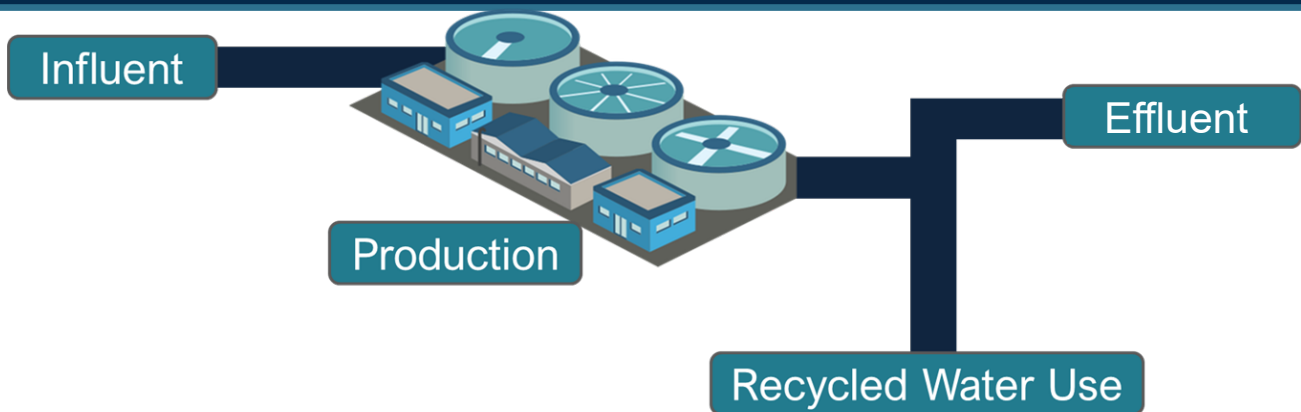


Volumetric Annual Reporting of Wastewater and Recycled Water 2019 Calendar Year Results



- The State Water Resource Control Board's Recycled Water Policy requires wastewater treatment plants and recycled water producers to report monthly volumes of influent and effluent each year from the previous calendar year every April.
- Reporting includes treatment level and discharge type and, as applicable, recycled water use by category California Code of Regulations, title 22 (CCR, tit 22)
- Wastewater treatment plants and recycled water producers were required to submit data in GeoTracker for the first time for calendar year 2019.
- These annual data will support policy decisions across the Water Boards and sister agencies, and will allow the State Water Board to track progress toward the three Recycled Water Policy Goals to:



INCREASE

the volume of recycled water used to at least 2.5 million acre-feet a year in the next decade



REUSE

all dry weather discharge to enclosed bays, estuaries, coastal lagoons, and ocean waters, as feasible



MAXIMIZE

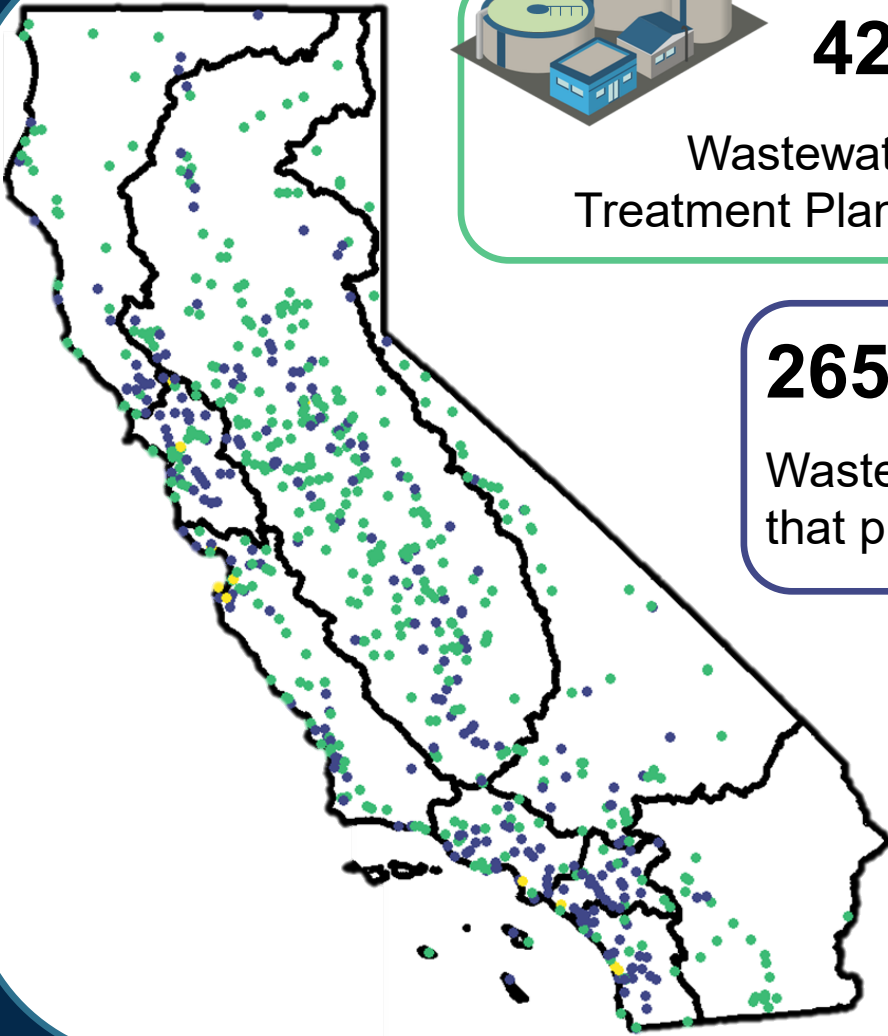
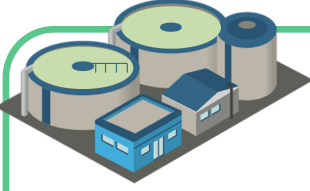
reuse where groundwater supplies are in a state of overdraft




STATE WATER RESOURCES CONTROL BOARD

GEOTRACKER



428
Wastewater Treatment Plants




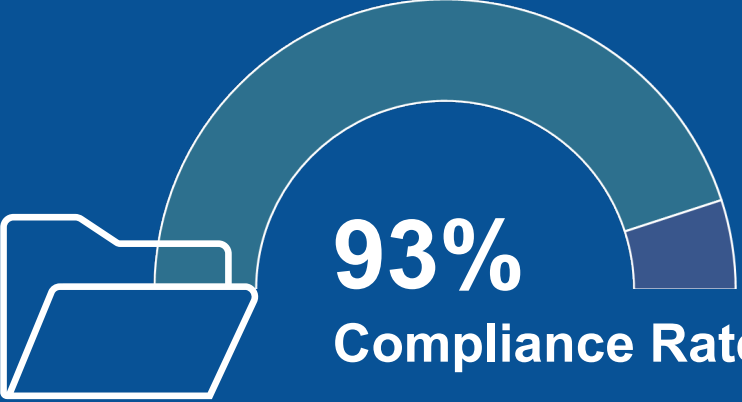
265
Wastewater Treatment Plants that produce recycled water



17
Recycled Water Producers*

* These facilities do not receive raw wastewater

Permittees are required to enter volumes in Acre-Feet. One acre-foot equals about 326,000 gallons, or enough water to cover an acre of land (about the size of an American football field) one foot deep. In California, an acre-foot can typically meet the annual indoor and outdoor water needs of one to two average households.

93%
Compliance Rate

As of December 21, 2020, 710 out of 756 facilities have submitted Volumetric Annual Reports.

Influent

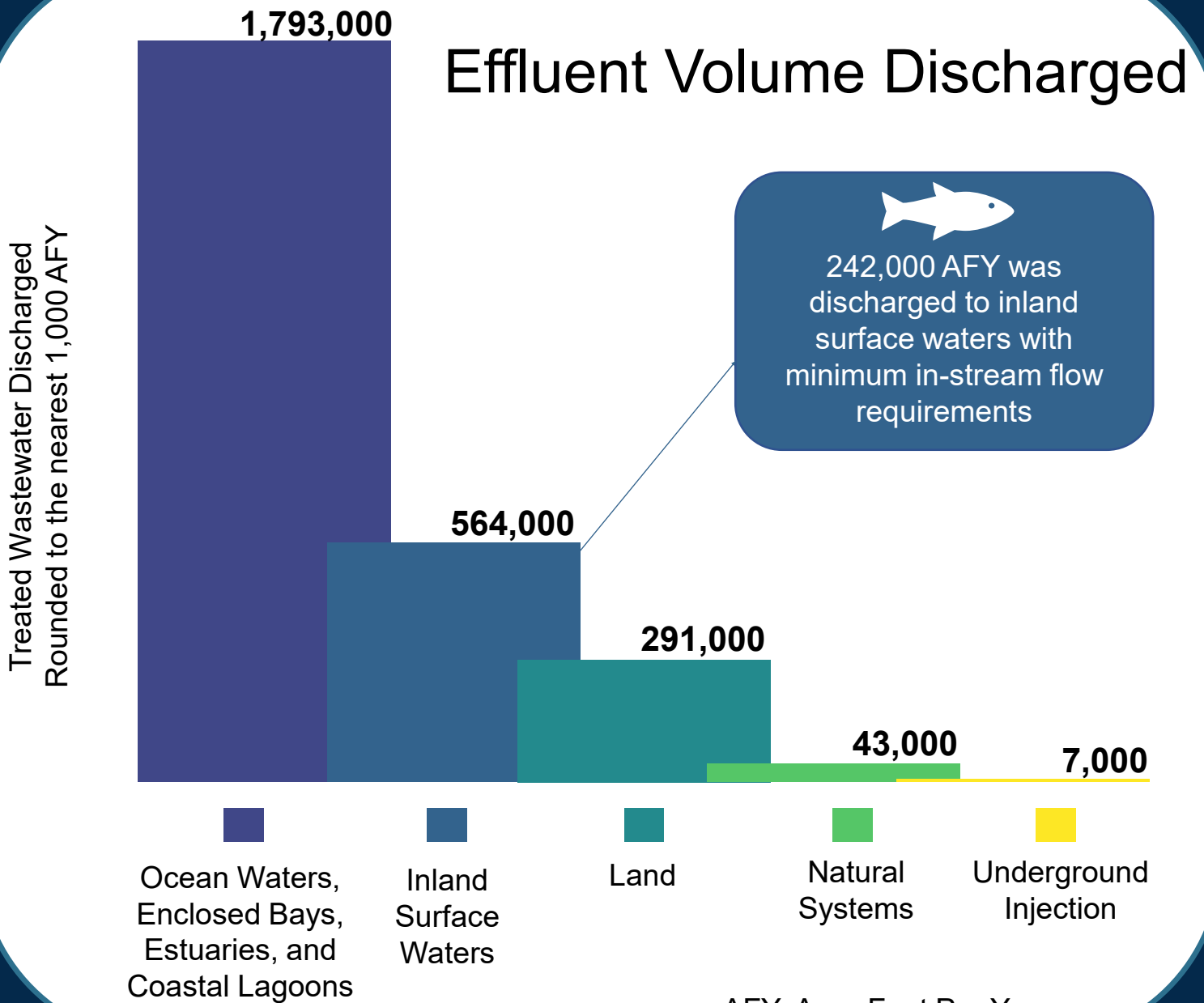
3.7 MILLION AFY

Total Influent Volume, i.e.,
raw wastewater entering wastewater treatment plants

2.7 MILLION AFY

Total Effluent Volume, i.e.,
treated effluent discharged

Effluent



STATE WATER RESOURCES CONTROL BOARD

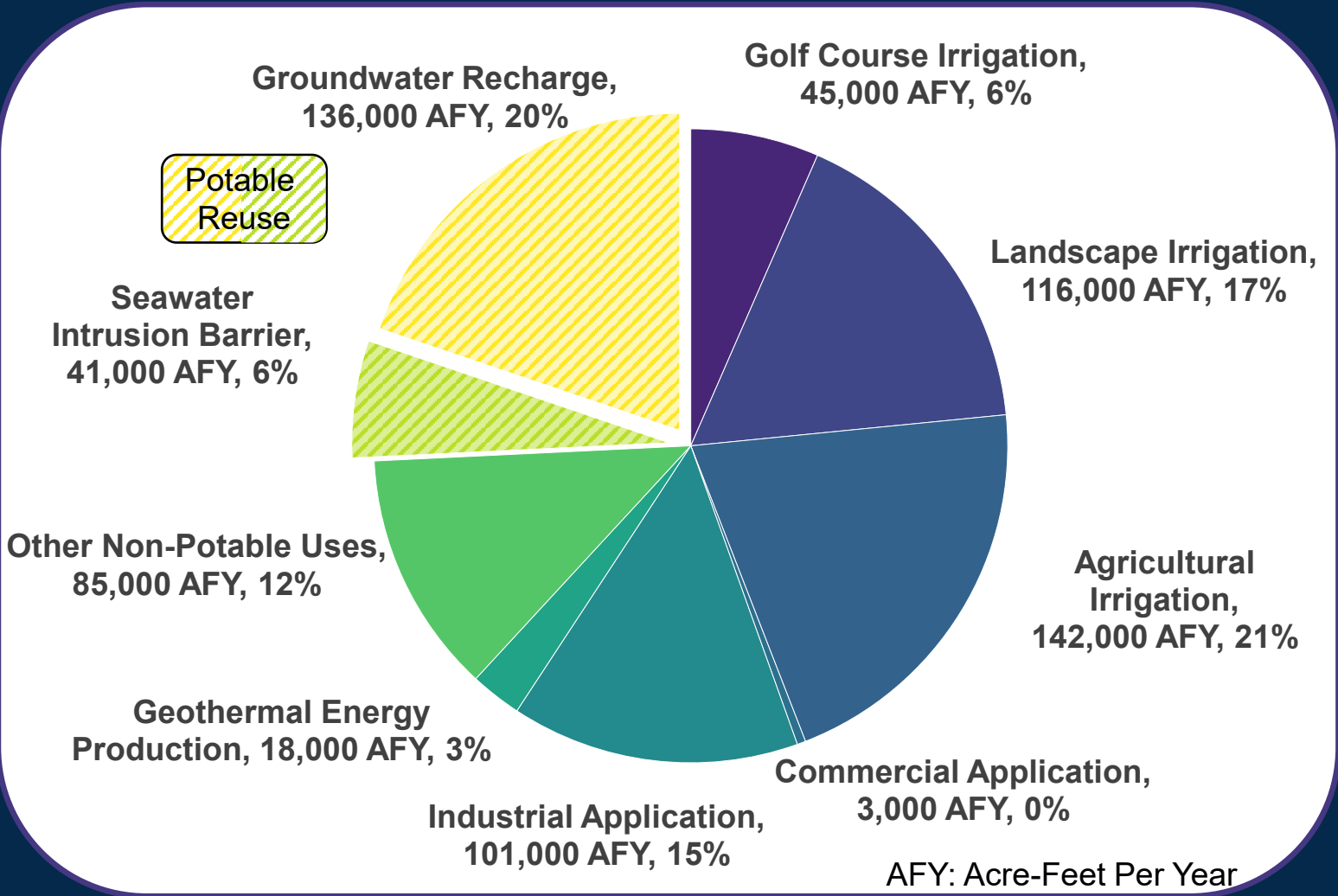
GEOTRACKER





686,000 AFY

Total Volume of Recycled Water Treated to CCR, tit 22 standards and used for an approved beneficial use in 2019



Reuse data shows a decrease of 1.8% from 714,000 AFY in 2015 to 686,000 AFY of recycled water use during the 2019 calendar year.

This is not a true “apples to apples” comparison as the 2015 Recycled Water Survey included a reuse category for “natural systems/restoration” that was not included in the 2019 volumetric annual report.

The 2019 volumetric annual report only includes recycled water categories consistent with California Code of Regulations, title 22 (CCR, tit 22) and the Recycled Water Policy, and natural systems/restoration is not considered recycled water use per these regulations.



STATE WATER RESOURCES CONTROL BOARD

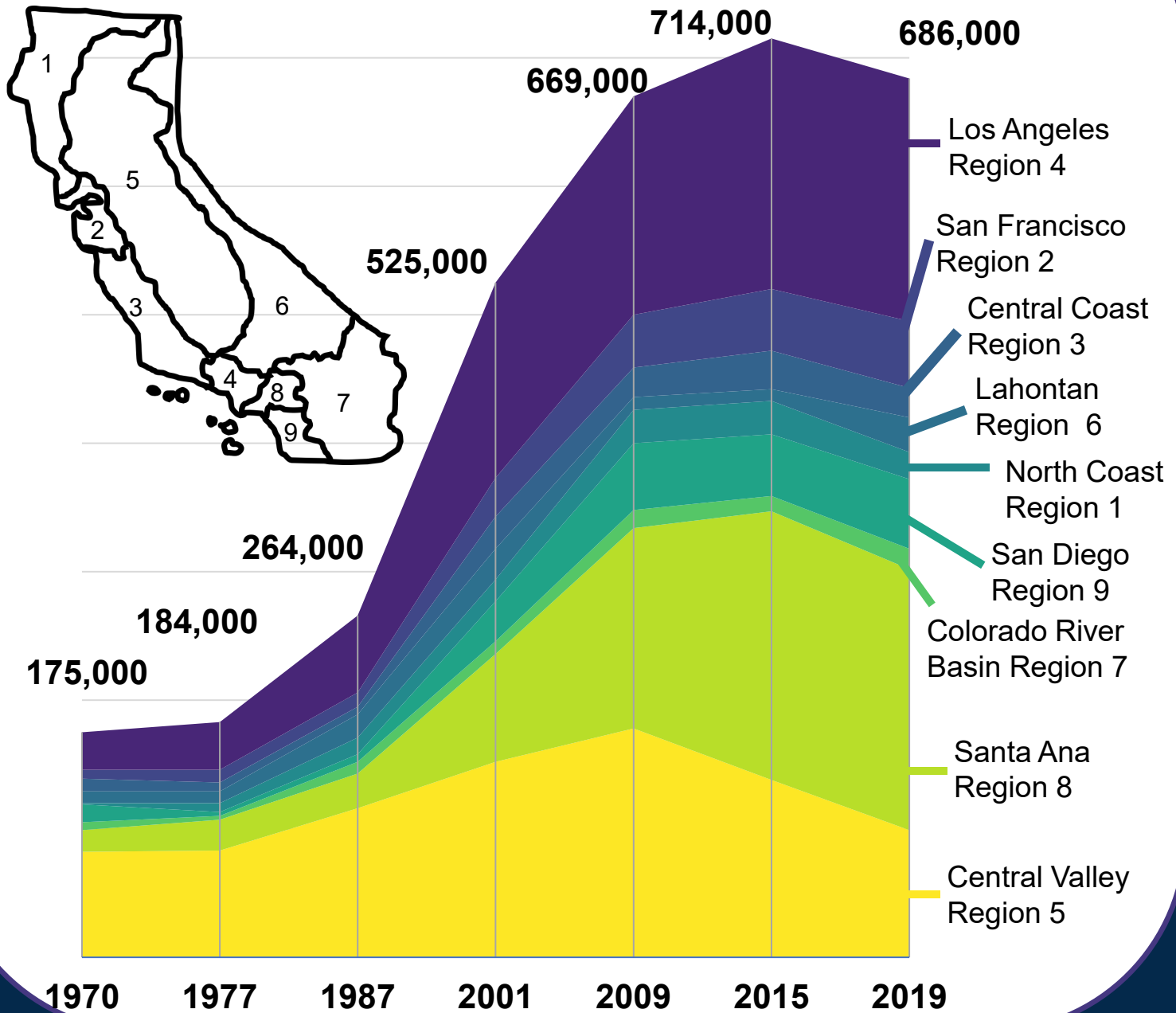
GEOTRACKER



1970-2019 Reuse Volume Comparison



Reuse in California from 1970-2019
by Regional Water Quality Control Board



STATE WATER RESOURCES CONTROL BOARD

GEOTRACKER

